

# Material Lifts

## Roust-A-Bout Specifications



### Roust-A-Bout, the versatile lift that makes one man a crew!

- Lifts 1,500 lb (680 kg).
- 15, 18 and 25 foot heights (4.6, 5.5 and 7.6 m).
- Moves vertically and horizontally.
- 2 Winches: operate load and mast elevation separately.
- 2-Speed load winches.
- Infinite load height adjustment.
- Ideal for job or shop.



Mast and base sections separate quickly for ease of transportation and storage.

The Sumner Roust-A-Bout enables one man to lift and place loads in tight locations that would be impossible with other lifts. The flexible Roust-A-Bout not only makes the job possible it can pay for itself in days by reducing job time!

This dependable lift can raise a 1,500 lb load up to 25 feet in minutes. In addition, large 8" (20.3 cm) casters permit a fully loaded Roust-A-Bout to position pipe or beams with ease.

Wider loads up to 1,000 lb (455 Kg) can be handled with the addition of Sumner's Tee Head Extension Bar.

The Roust-A-Bout eliminates the need for come alongs, scaffolds, monorails and swing booms.

Specifications													
Model	Description	Weight		A		B		C / D		Base		Max. Height	
		lb	kg	inch	cm	inch	cm	inch	cm	inch	cm	feet	meters
780300	R-100 Roust-A-Bout 15' Top Height	311	140	79	200	20	50	12	30	32 x 40	80 x 100	15	4.6
780301	R-150 Roust-A-Bout 15' Top Height	311	140	79	200	20	50	12	30	40 x 40	100 x 100	15	4.6
780302	R-180 Roust-A-Bout 18' Top Height	337	153	126	320	25	63	14.5	36	50 x 50	125 x 125	18	5.5
780303	R-250 Roust-A-Bout 25' Top Height	381	170	119	302	30	75	17.5	44	60 x 60	150 x 150	25	7.6

Green shading reflects rental inventory.



# Material Lifts

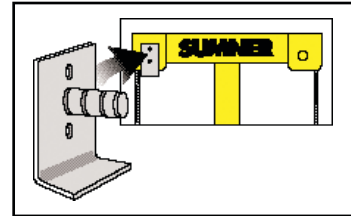

Roust-A-Bout



Now available in optional galvanized finish!

Mast elevating winch

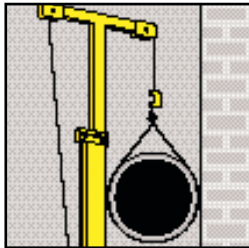
Load line winch



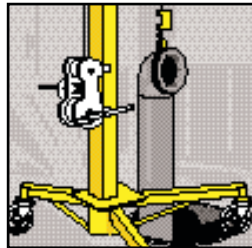
Load pulley shear pin (PN 780192) offers overload protection. Each Roust-A-Bout comes with a spare for quick, in-field resetting.

Double drive system

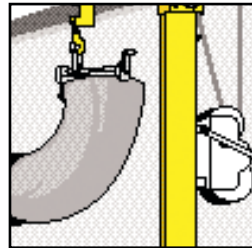
The Roust-A-Bout tackles the tough jobs.



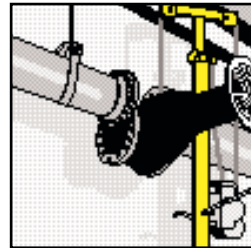
The Roust-A-Bout operates in tight areas that are inaccessible for other lifts.



Loads can be lowered below floor level with the Roust-A-Bout's unique design.

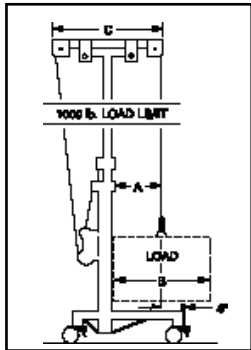


Used in combination with Sumner's Adjust-A-Fit, the Roust-A-Bout can maneuver awkward objects for easy placement.

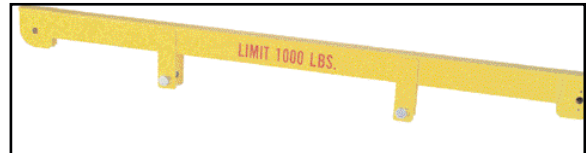


One man can position objects weighing 1,500 lb (680 kg) with infinite accuracy... up to 25 feet above!

Tee-Head Extension Bar, lift wider loads with the Sumner Roust-A-Bout.



- Expands the Roust-A-Bout for handling bulky loads up to 1,000 lb (455 kg).
- Takes only minutes to attach or detach.



Specifications									
Model	Description	Weight		A		B		C	
		lb	kg	inch	cm	inch	cm	inch	cm
780010	R-100/150 Tee-Head Extension Bar	21	9.5	22	55	43	108	48	120
780011	R-180 Tee-Head Extension Bar	24	11.0	29	73	58	145	63	158
780012	R-250 Tee-Head Extension Bar	33	15.0	37	93	73	183	78	195

Green shading reflects rental inventory.



Sales@lgh-usa.com | Material Handling